



USER GUIDES:

Registering an IBO

Amway

Contents

01

Easy Sign Up

Prospect IBOs can fill out the registration form and register themselves in minutes.

02

Sponsor Led Process

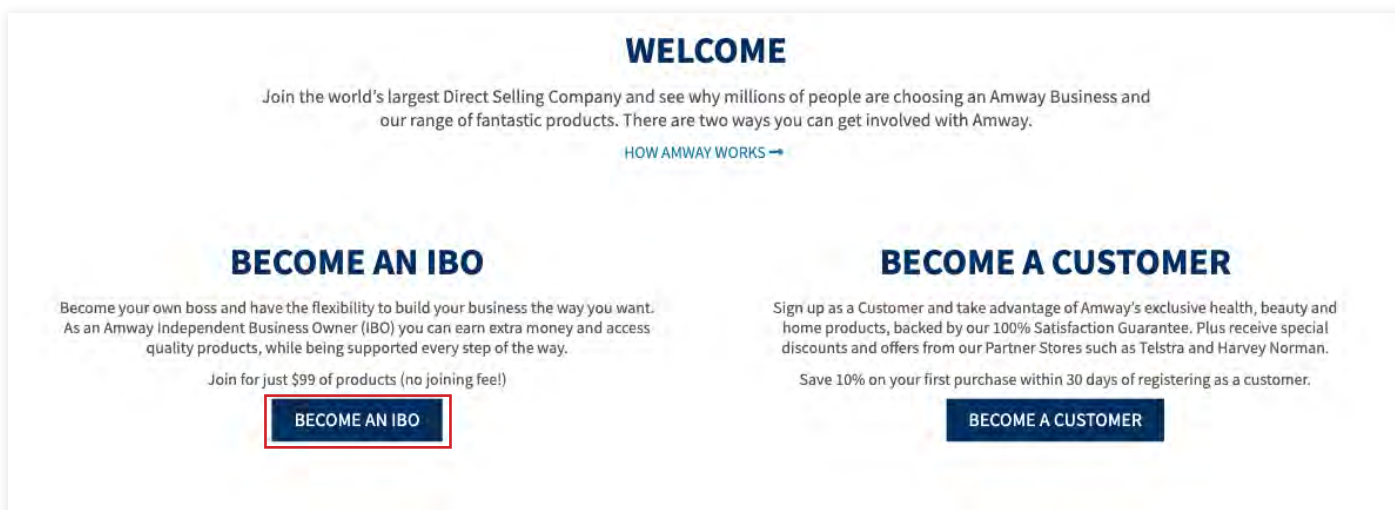
A guided registration process, for prospect IBOs who would like help registering.

Getting Started

Registering someone into your Amway Business is easy. Everything you need to get started is on the registration page.



Go to **amway.com.au** or **amway.co.nz** then click on the **LOG IN** icon. Then click **REGISTER HERE**.



Then click **BECOME AN IBO**.

Easy Sign Up

Amway 50 AUSTRALIA

SHOP ABOUT AMWAY SEARCH

Home Register IBO Registration

IBO REGISTRATION

1 PRIMARY APPLICANT 2 CO-APPLICANT 3 PURCHASE 4 PAYMENT

All fields are required unless noted as optional

PERSONAL INFORMATION

TITLE Ms

FIRST NAME Jessica

SURNAME IBO

FULL NAME

GENDER Female

DATE OF BIRTH 1 / 1 / 1990

Applicants must be 18 years old and above.

CONTACT INFORMATION

MOBILE 487654321

LANDLINE

Either mobile or landline is mandatory.

EMAIL ADDRESS jessica.ibo@yopmail.com

DELIVERY ADDRESS

FIND YOUR ADDRESS: 67 ALBERT AVE, CHATSWOOD NSW 2067 Clear

ADDRESS 67 ALBERT AVE

Optional

SUBURB CHATSWOOD

STATE New South Wales

POSTCODE 2067

DELIVERY INSTRUCTIONS Please use another extension...

Step 1

Your new IBO will need to enter their personal details. This includes their name, phone number, delivery address, email, and payment details. The same as any online shopping experience. The email or mobile phone number is really important because soon they will need to access this to verify themselves.

Easy Sign Up

SPONSOR INFORMATION

SPONSOR IBO NUMBER

If you do not know a local sponsor, [Click here](#) to choose a sponsor

CONFIRM

✓ Sponsor IBO confirmed
SMITH XXX...

INTERNATIONAL SPONSOR ⓘ

MULTIPLE BUSINESS ⓘ

ACCOUNT INFORMATION

Are you (the applicant) requesting your independent business to be held in:

Company Name Trust

Further documentation is required if this independent Business is to be run through a company or trust. Contact Amway for further details.

[Registration Forms](#)

Add Co-Applicant

NEXT Cancel

Step 2

Next, they add you, their new sponsor. They will need your sponsor number and your name. In some situations, you may be helping them to sign up but not be their sponsor. In this case, you will need their new sponsors details to be added here. They may also be joining with their partner or business partner, this is the **co-applicant** and they can add co-applicant details on the next page.

Easy Sign Up

IBO REGISTRATION

✓ PRIMARY APPLICANT
✓ CO-APPLICANT
3 PURCHASE
4 PAYMENT

BUILD YOUR OWN KIT (BYOK)

Choose 1 or more items from this list of Amway's products to start building your own registration kit. These products should total to \$99 or more to continue. If you know the item numbers to the products you need, and wish to move ahead to a quick shop feature, please click "Proceed to Cart". A maximum quantity of 3 can be purchased for each product.

ORDER SUBTOTAL

\$ 0.00

TOTAL ORDER PV

0.00

[PROCEED TO CART](#)

SORT BY


Best Match

FILTERS Clear All

BRAND +

CATEGORY +

PRICE +



NUTRIWAY® Probiotic


Item #: 120571 | SKU #: 120571A

IBO Price:	\$ 56.65
Retail Price:	\$ 62.32
PV / BV:	12.72 / 49.61

Qty:

↻ BACKORDER

ADD TO CART



NUTRIWAY® All Plant Protein Powder - 450g


Item #: 110415 | SKU #: 110415A

IBO Price:	\$ 36.59
Retail Price:	\$ 40.25
PV / BV:	8.53 / 33.26

Qty:

✓ IN STOCK

ADD TO CART



NUTRIWAY® Concentrated Fruits and Vegetables - 60 Tablets

Item #: 102992 | SKU #: 102992A

IBO Price:	\$ 41.18
Retail Price:	\$ 45.30
PV / BV:	9.6 / 37.44

Qty:

✓ IN STOCK

ADD TO CART

Step 3

It's time to shop! As a new IBO (Independent Business Owner), they will have access to world-class products at wholesale prices. Now they can pick products to the value spend of \$99 in Australia and \$119 in New Zealand and proceed to check out.

Easy Sign Up

IBO REGISTRATION

PRIMARY APPLICANT CO-APPLICANT **3 PURCHASE** 4 PAYMENT

TERMS & CONDITIONS

By completing this pre-registration, you acknowledge the following:

Reference rule 3.3

I am/we are not:

under 18 years of age or bankrupt, in gaol or incapable of managing my/our own affairs; or prevented from practicing my/our usual trade or profession; an Amway IBO, or been an IBO over the last 6 months, or been terminated as an IBO, or in a long term relationship with an IBO; and prohibited from working in Australia. I/We have a valid entry permit where appropriate and will provide Australian bank account details.

I/we agree:

I can return these products to Amway within 90 Days of today's date, resign my Amway business and receive a full refund; to the automatic yearly renewal of my Independent Business unless I advise Amway online or on **1800 45 46 47**;

to regularly assess my financial costs and profits earned to determine if an IBO is right for me now and in the future. I understand I can terminate my IBO at any time by emailing aust_bu@amway.com; and

I can contact Amway on **1800 45 46 47** if I have any concerns, complaints or questions.

to comply with the current and as amended the Amway Rules of Conduct at amway.com.au/rules-of-conduct; the terms and conditions of this IBO Application Form; the Amway General Terms and Conditions of Trade at amway.com.au/terms-conditions; and the Amway Privacy Policy at amway.com.au/privacy-security.

Accept

Do not Accept

PROCEED TO PREVIEW [Back](#)

Step 4



Review and accept our Terms and Conditions.

Easy Sign Up

IBO REGISTRATION

PRIMARY APPLICANT CO-APPLICANT PURCHASE PAYMENT

PAYMENT OPTIONS

Credit / Debit  

CARD NUMBER:*

EXPIRY DATE:* MM YY

CVC:*

SAVE FOR FUTURE PURCHASES

CARD NICKNAME

ORDER SUMMARY

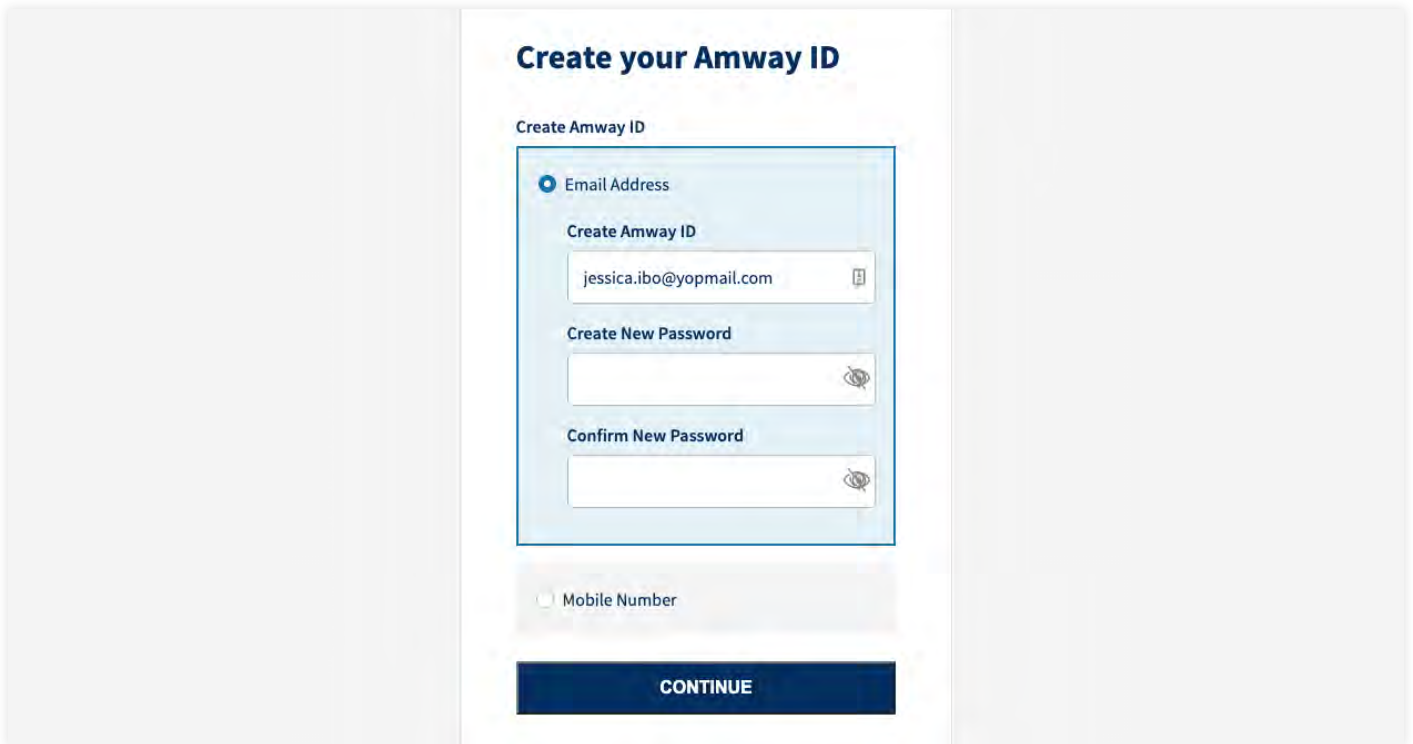
Total Items	2
Subtotal	\$ 124.85
Discounts	\$ 0.00
Order Total	\$ 124.85
Delivery/Handling Fees	\$ 7.95
<hr/>	
TOTAL PV	29.10
TOTAL BV	113.50
<hr/>	
GRAND TOTAL	\$ 132.80
GST TOTAL	\$ 12.07

SUBMIT ORDER

Step 5

Next is payment, they should enter their credit card details and submit the order, making sure they enter the verification code, from the SMS they receive from their bank.

Easy Sign Up



The screenshot shows a registration form titled "Create your Amway ID". Underneath the title is the sub-header "Create Amway ID". There are two main options: "Email Address" (selected with a radio button) and "Mobile Number" (unselected). The "Email Address" section contains three input fields: "Create Amway ID" with the text "jessica.ibo@yopmail.com", "Create New Password", and "Confirm New Password". Each of these three fields has a small eye icon to its right, indicating a password visibility toggle. Below the "Mobile Number" option is a dark blue button labeled "CONTINUE".

Step 6

Your new IBO will be prompted to create an Amway ID, which is their login to the website and requires them to enter an email address or phone number.

Sponsor Led Process

If someone wants to sign up, but would like a bit of help, you can lead the registration process on the Amway website.

The screenshot displays the Amway website dashboard for user Charlotte Smith (IBO # 7007605370). The top navigation bar includes 'SHOP', 'BUSINESS', 'ABOUT AMWAY', and 'EDUCATION'. The dashboard features a 'MY PERFORMANCE' section for June 2021, showing a Group PV of 109.77. A 'REGISTRATIONS' section is visible at the bottom, with three options: 'INVITE BY E-MAIL', 'REGISTER IBO' (highlighted with a red box), and 'REGISTER CUSTOMER'. The right sidebar contains a 'My Account' menu with 'Registrations' also highlighted.

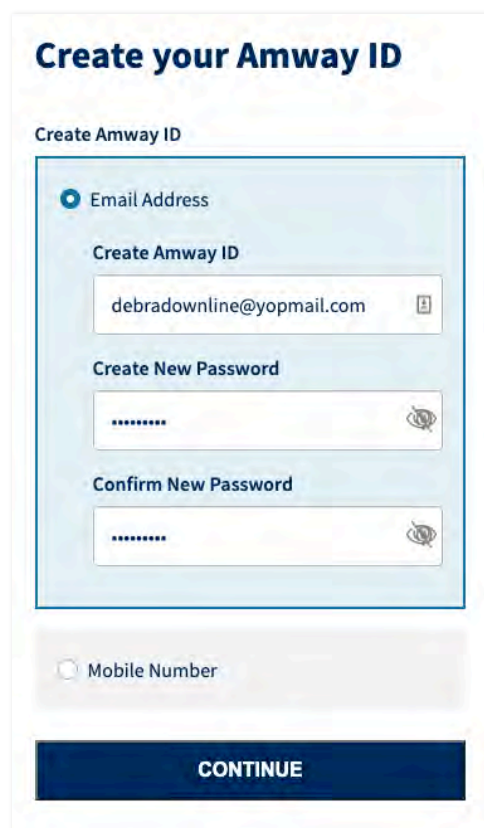
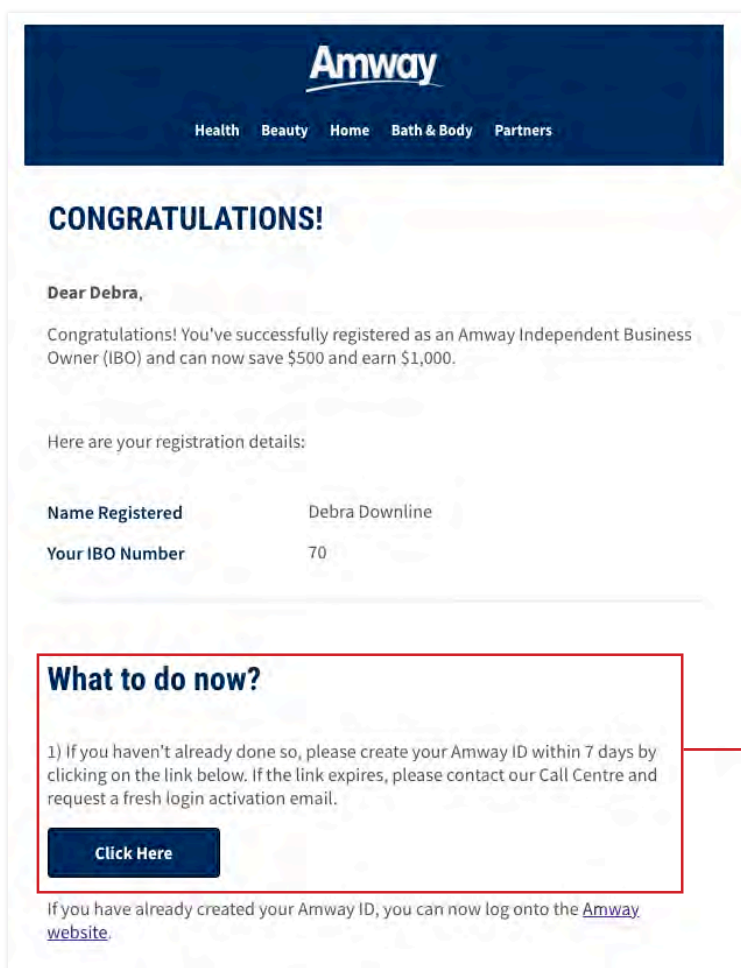
Category	Value
Personal PV	109.77
Group PV	109.77
Ruby PV	109.77
Leadership PV	109.77
Volume Equivalency PV	--
Leadership Percentage	3%

What do you need to do?

Lead the registration process by simply grabbing your mobile, laptop or tablet. Go online and login, Once logged in, go to Mini My Account at the top right corner of the page. Click '**Registrations**' then '**Register IBO**'.

Then fill out the registration form on your prospect's behalf. Make sure to have all their details ready so you can fill out all the necessary fields. You will be prompted to accept T&Cs, that your prospect meets the criteria to become an IBO.

Sponsor Led Process



What do they need to do?

After completing the registration, your new IBO will receive a welcome email which includes a link to create their own Amway ID. Setting up an Amway ID requires them to enter either an email address or phone number and create a password. A verification code will be sent to either their phone or email.

After setting up their Amway ID, the first time your new IBO logs in to [amway.com.au](#) or [amway.co.nz](#), they will be prompted to accept the T&Cs on their own behalf. Then they'll be ready to make their first purchase.

Need help with the Amway website?

Amway Website

amway.com.au/betterbusiness / amway.co.nz/betterbusiness

User Guides, Platinum Resources, FAQs and more

Amway YouTube Channel

youtube.com/user/AmwayAustralia

Online tutorials and informative videos

Amway Social Media

facebook.com/amway.australia.newzealand

instagram.com/amwayaustralia/

Updates about the new website and associated timelines

Amway Connected

support.amway.com.au/

Ask a question or chat with us online

Contact Centre

(AU) 1800 45 46 47 / (NZ) 0800 61 16 11

Speak to one of our customer service staff

