



**USER GUIDES:**

# **Autorenewal**

**Amway**

# Contents

---

## 01

---

### **How to opt-in for Autorenewal**

If your Business is not already opted in, follow these simple steps to opt in to Autorenewal.

## 02

---

### **Update your Credit Card**

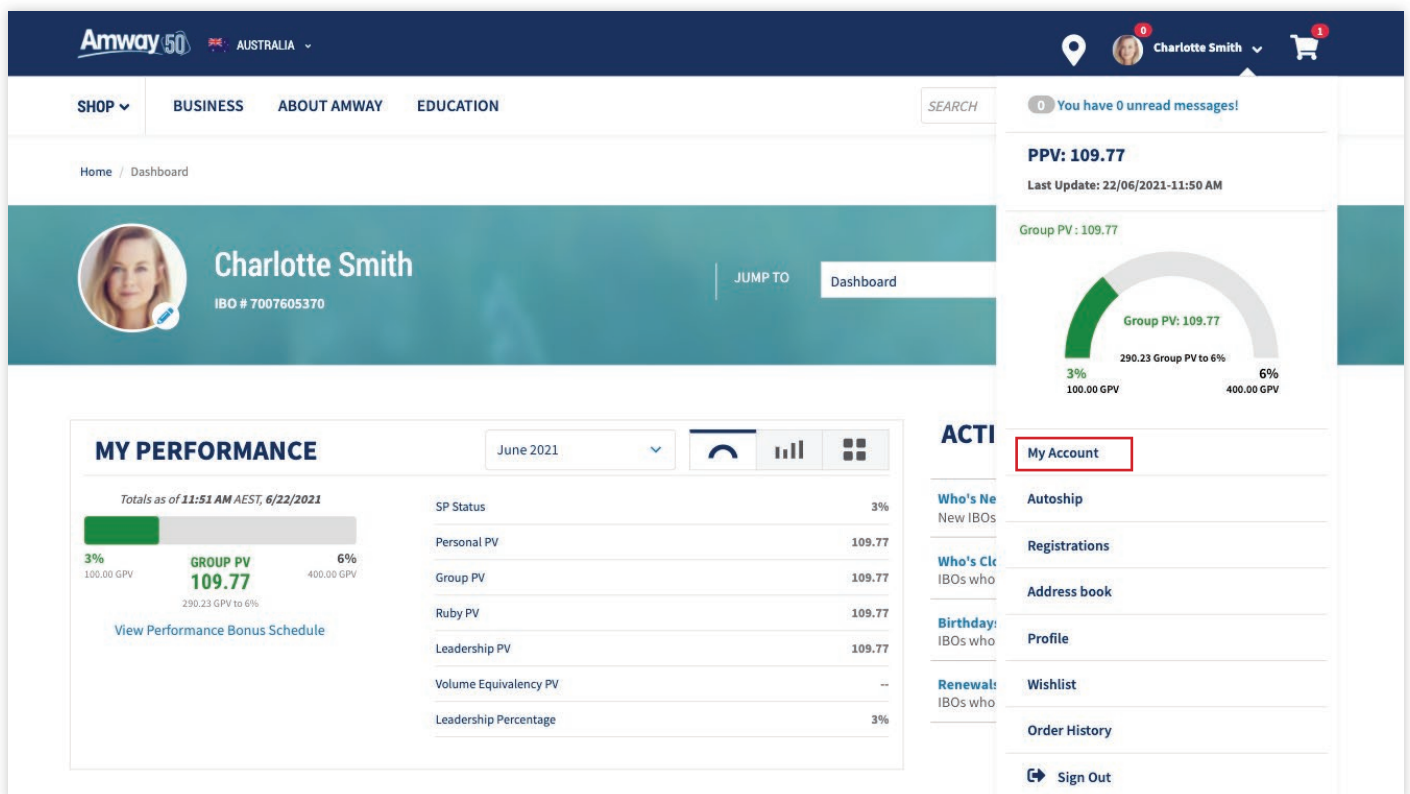
Everytime you add a new credit card, you can easily save it for future Autorenewal payments.

# How to opt in for Autorenewal



## Step 1

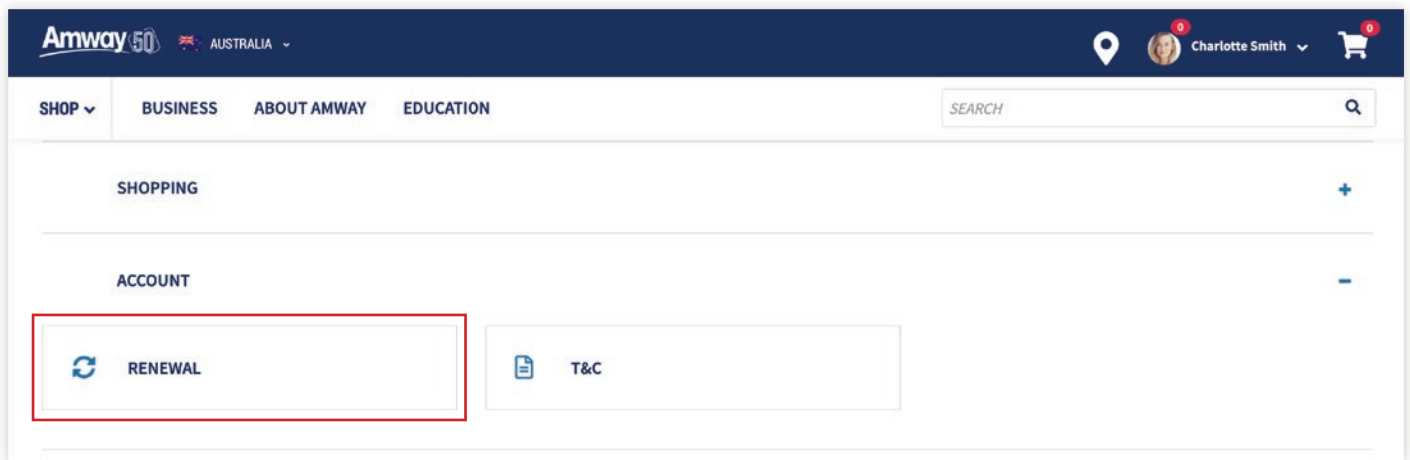
Go to **amway.com.au** or **amway.co.nz** then click on the **LOG IN** icon.



## Step 2

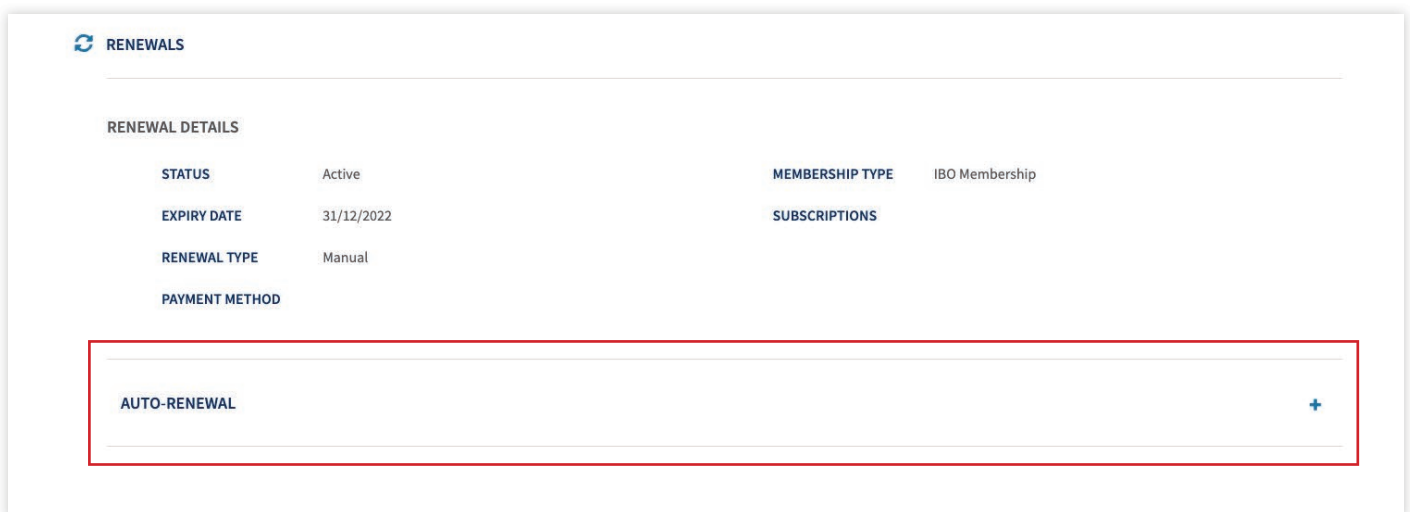
Once logged in, go to Mini My Account at the top right corner of the page, and click **My Account**.

# How to opt in for Autorenewal



## Step 3

In My Account, under **ACCOUNT**, click **RENEWAL**



## Step 4

Click the **Auto-Renewal** '+' sign to expand the click opt in option

# How to opt in for Autorenewal

**AUTO-RENEWAL**

Would you like to opt in for auto-renewal?

Opt In

Opt Out

ITEMS	DESCRIPTION	TOTAL
IBO - Auto Membership Renewal	Automatic renewal of IBO membership 2023	\$ 29.00

**PAYMENT INFORMATION**

Charlotte's MC

**TERMS & CONDITIONS**

I/we have read and agree to:

- the automatic yearly renewal of my IBO and the relevant renewal fee deducted from my credit card at renewal time each year, unless I advise Amway online or on 1800 45 46 47;
- comply with the current and as amended Amway Rules of Conduct; the Amway General Terms and Conditions; and the Amway Privacy Policy available at amway.com.au.

Accept

Do not Accept

**SAVE & ACTIVATE**

## Step 5

Click on **Opt In**

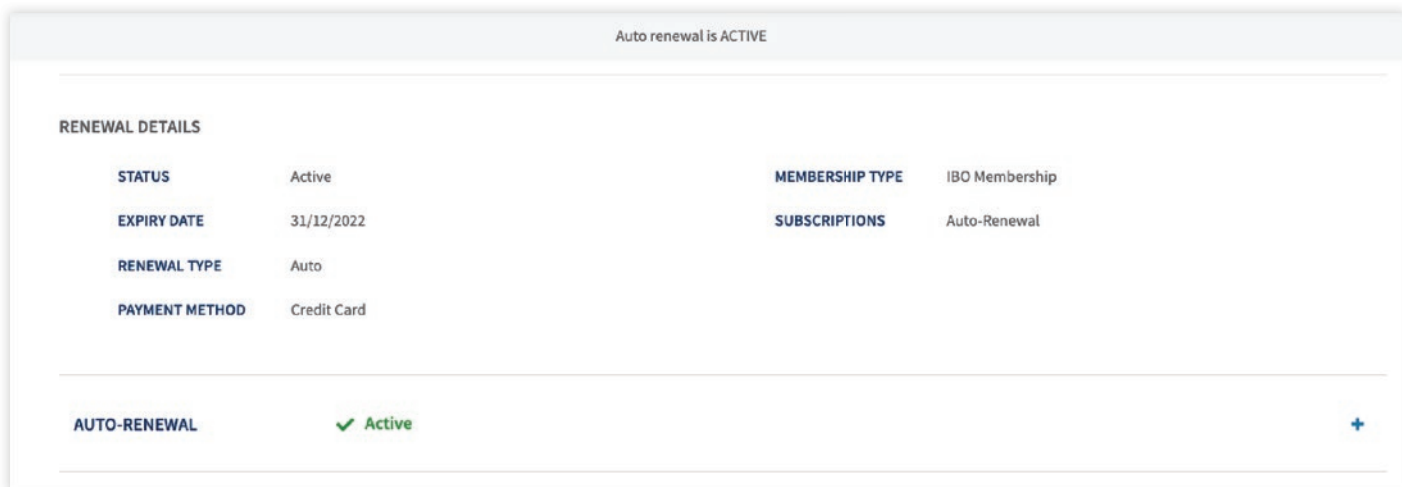
## Step 6

Add your credit card or select the option to use your saved credit card. If you add a new card, please keep your Mobile phone close as you may be asked to provide a **Verification Code** that your bank will SMS you.

## Step 7

**Accept** the terms and conditions and then select **SAVE & ACTIVATE**.

# How to opt in for Autorenewal



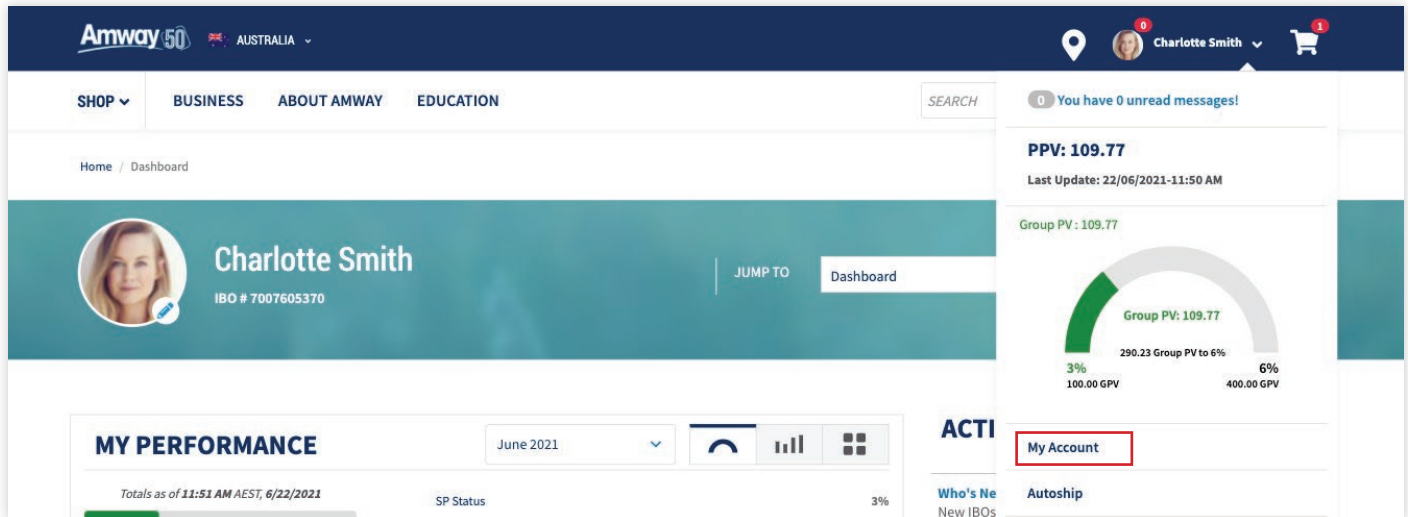
## Step 8

You will now be re-directed back to the autorenewal page where your status will show activated.

Congratulations you have opted in to renew your business.

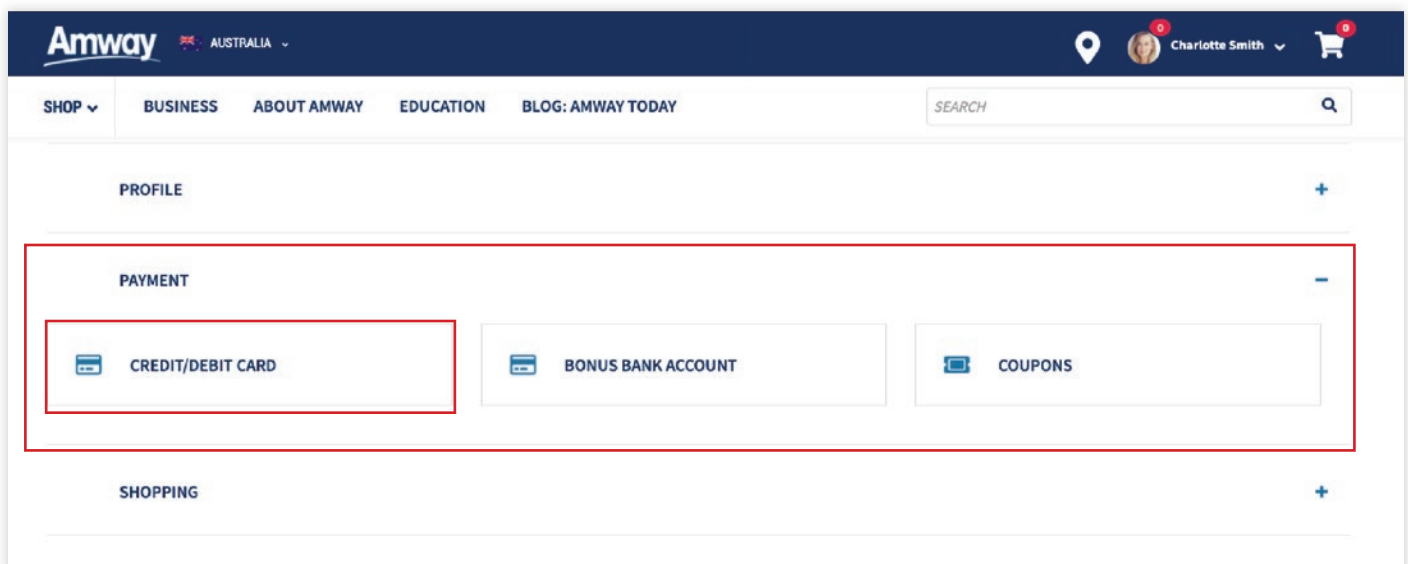
# Updating your credit/debit card

Whenever you add a new card to your My Account, you can easily save it to use for Autorenewal payments.



## Step 1

**Login** to [amway.com.au](http://amway.com.au) or [amway.co.nz](http://amway.co.nz) using your Amway ID (IBO number or email address) and password, and go to **My Account**.



## Step 2

In My Account, under Payments, click **CREDIT/DEBIT CARD**

# Updating your credit/debit card

The screenshot shows the Amway Australia user interface. At the top, there is a navigation bar with the Amway logo, 'AUSTRALIA', and user information for 'Charlotte Smith'. Below this is a menu with 'SHOP', 'BUSINESS', 'ABOUT AMWAY', 'EDUCATION', and 'BLOG: AMWAY TODAY', along with a search bar. The main content area features a user profile for 'Charlotte Smith' (IBO # 7010265540) and a 'JUMP TO' dropdown menu set to 'Credit/Debit Card'. The 'CREDIT / DEBIT CARD' section includes a '+ Add New Card' button (highlighted with a red box) and a table of existing cards.

DETAIL	EXPIRY DATE	NICKNAME	PURPOSE
545454*****5454 <span>Primary</span>	12/2025	Charlotte's MC	<span>RENEWAL</span> <span>EDIT</span>

## Step 3

Click on **+ Add New Card**.



# Updating your credit/debit card

**ADD NEW CARD** [Close]

**CARD NUMBER:\*** 4111 1111 1111 1111

**EXPIRY DATE:\*** 12 / 25

**CVC:\*** 123

**CARD NICKNAME** Charlotte's VISA

Save as Primary Card

Use Card for Auto-Renewal ⓘ

**SAVE**

## Step 4

Enter the required credit card information, and check the **Use card for Auto Renewal** checkbox. Then click **SAVE**.

Please keep your Mobile phone close as you may be asked to provide a **Verification Code** that your bank will SMS you.

**CREDIT / DEBIT CARD**

+ Add New Card

DETAIL	EXPIRY DATE	NICKNAME	PURPOSE
545454*****5454 <span>Primary</span>	12/2025	Charlotte's MC	<span>EDIT</span>
411111*****1111	12/2025	Charlotte's VISA	<span>RENEWAL</span> <span>EDIT</span>

Your Credit card has been added and updated for your future Auto renewal payments.

---

# Need help with the Amway website?

## **Amway Website**

[amway.com.au/betterbusiness](http://amway.com.au/betterbusiness) / [amway.co.nz/betterbusiness](http://amway.co.nz/betterbusiness)

User Guides, Platinum Resources, FAQs and more

## **Amway YouTube Channel**

[youtube.com/user/AmwayAustralia](https://youtube.com/user/AmwayAustralia)

Online tutorials and informative videos

## **Amway Social Media**

[facebook.com/amway.australia.newzealand](https://facebook.com/amway.australia.newzealand)

[instagram.com/amwayaustralia/](https://instagram.com/amwayaustralia/)

Updates about the new website and associated timelines

## **Amway Connected**

[support.amway.com.au/](http://support.amway.com.au/)

Ask a question or chat with us online

## **Contact Centre**

**(AU) 1800 45 46 47 / (NZ) 0800 61 16 11**

Speak to one of our customer service staff

